

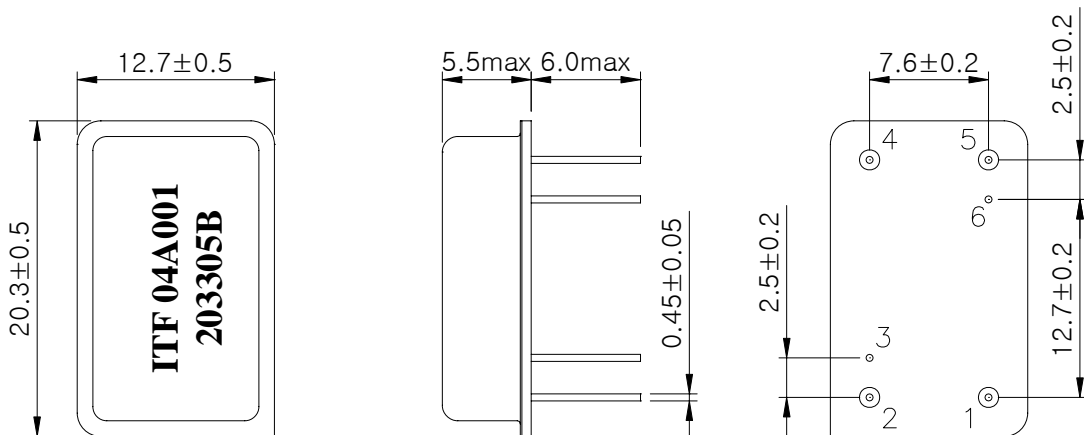
# SAW Bandpass Filter 203305B



## 1. Features

- IF Bandpass Filter
- High Attenuation
- Single-Ended Operation
- DIP Package
- Maximum Storage Temperature Range : -40°C ~ 85°C
- Electrostatics Sensitive Device (ESD)


## 2. Package Dimension



### Package : D2012

Dimensions shown are nominal in millimeters  
 Base : Fe(SPCC), Au plating over Ni plated  
 Cap : Cu & Cr Alloy, Ni Plated  
 Termination : Kovar, Au Plated

Pin Configuration	
1	Input
5	Output
2, 4	Ground
3, 6	Case ground

	<b>ITF Co., Ltd.</b> 102-901, Bucheon Technopark 364, Samjeong-Dong, Ojeong-Gu, Bucheon-City, Gyeonggi-Do, Korea 421-809	Part No.	203305B	
		Rev. Date	2004-04-19	
		Rev.	NI0009-CS03	1/5

# SAW Bandpass Filter 203305B



## 3. Specifications

Fo = 76.945 MHz


Terminating source impedance : 50Ω and matching network

Terminating load impedance : 50Ω and matching network

		Minimum	Typical	Maximum
Center Frequency	MHz	76.895	76.945	76.995
Insertion Loss	dB	-	23.5	25.0
1dB Bandwidth	MHz	-	3.5	-
3dB Bandwidth	MHz	3.84	3.91	3.94
40dB Bandwidth	MHz	-	5.5	5.7
Amplitude Ripple (Fo +/- 1.5 MHz)	dB	-	0.5	1.0
Group Delay Variation (Fo +/- 1.5 MHz)	nsec	-	80	150
Absolute Delay	usec	-	3.0	-
Ultimate Rejection	dB	50	55	-
Temperature Coefficient of Frequency	ppm/°C	-	-94	-

### Notes :

- 1) All specifications are based on the matching schematic shown below
- 2) All specifications are measured by Agilent Network analyzer and full 2 port calibration at room temperature
- 3) All attenuation measurements are measured relative to insertion loss

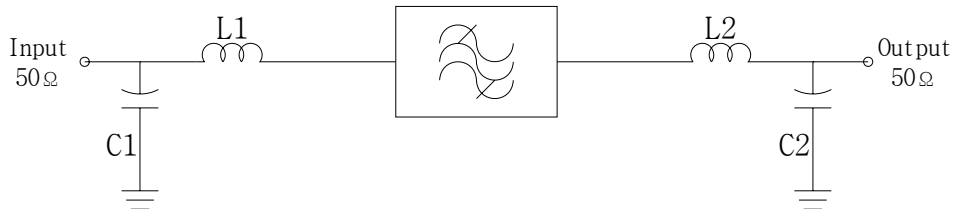
 Integrated Technology Future	<b>ITF Co., Ltd.</b> 102-901, Bucheon Technopark 364, Samjeong-Dong, Ojeong-Gu, Bucheon-City, Gyeonggi-Do, Korea 421-809	Part No.	203305B	
		Rev. Date	2004-04-19	
		Rev.	NI0009-CS03	2/5

# SAW Bandpass Filter 203305B



## 4. Matching Schematic

( Actual matching values may vary due to PCB layout and parasitics )



$$L1 = L2 = 27 \text{ nH}$$

$$C1 = 90 \text{ pF}, \quad C2 = 82 \text{ pF}$$

## 5. Marking Configuration


ITF<sup>1)</sup> 04A001<sup>2)</sup>

203305B<sup>3)</sup>

1) Manufacturer name

2) Lot Number

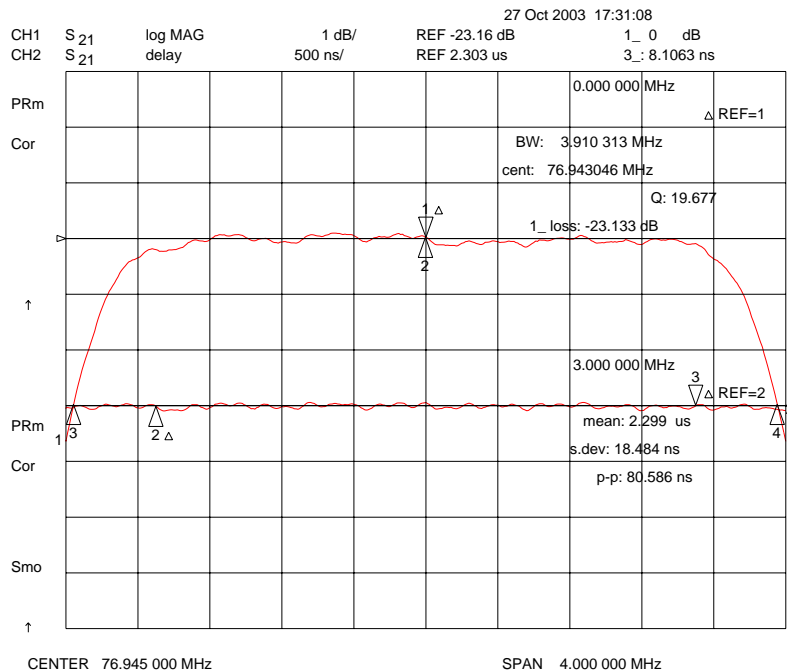
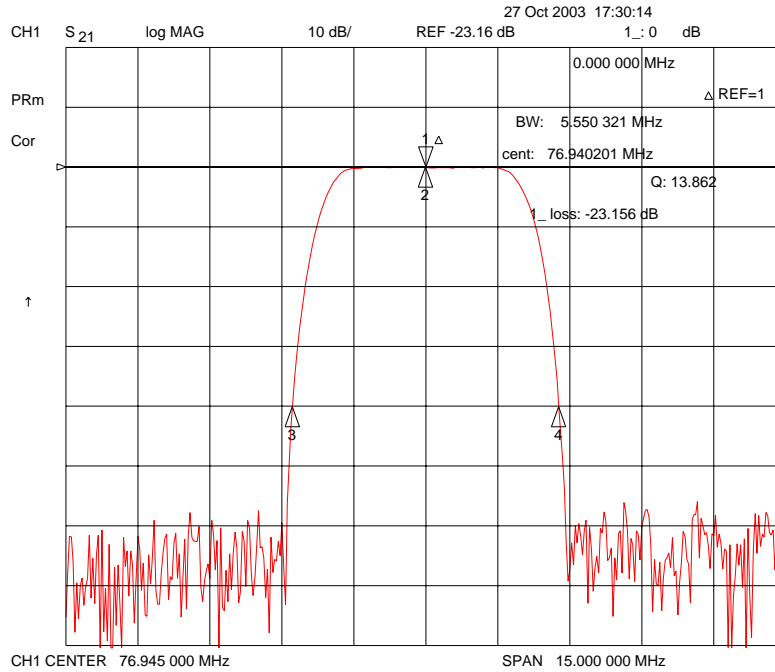
3) Part Number

 Integrated Technology Future	<b>ITF Co., Ltd.</b> 102-901, Bucheon Technopark 364, Samjeong-Dong, Ojeong-Gu, Bucheon-City, Gyeonggi-Do, Korea 421-809	Part No.	203305B	
		Rev. Date	2004-04-19	
		Rev.	NI0009-CS03	3/5

# SAW Bandpass Filter 203305B



## 6. Typical Performance ( at +25°C )



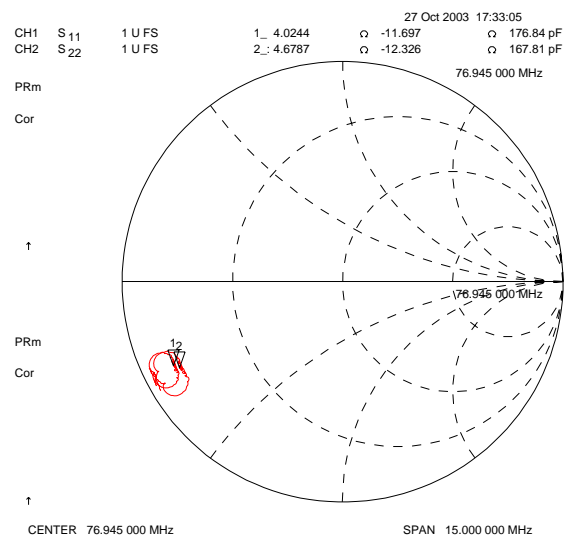
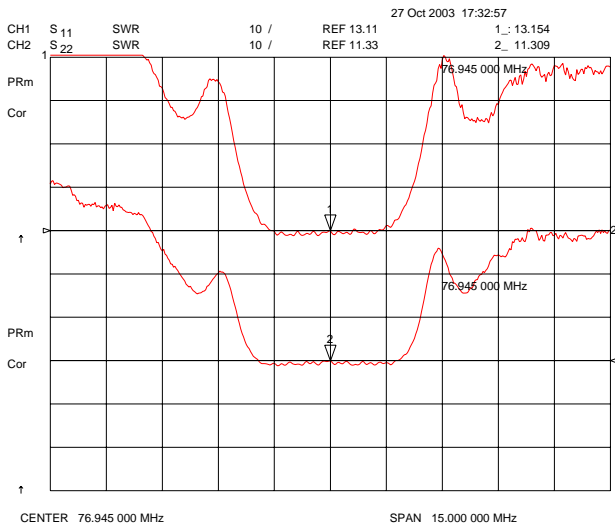
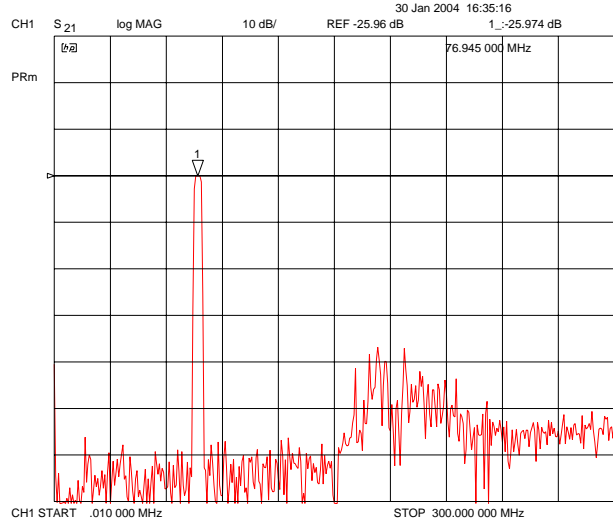
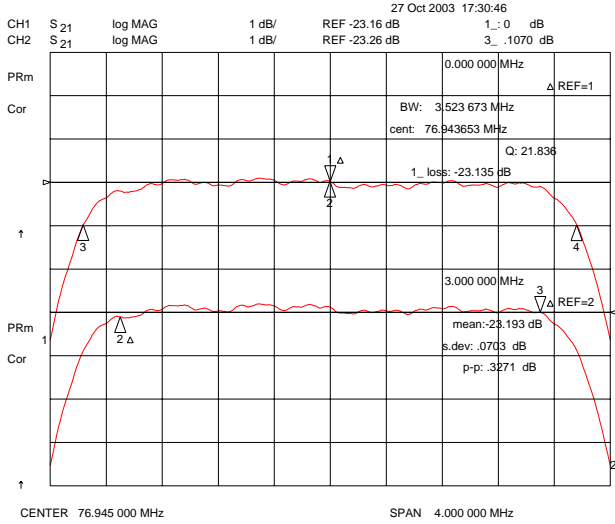
**ITF Co., Ltd.**  
102-901, Bucheon Technopark 364,  
Samjeong-Dong, Ojeong-Gu, Bucheon-City,  
Gyeonggi-Do, Korea 421-809

Part No. 203305B

Rev. Date 2004-04-19

Rev. NI0009-CS03 4/5

# SAW Bandpass Filter 203305B



**ITF Co., Ltd.**  
 102-901, Bucheon Technopark 364,  
 Samjeong-Dong, Ojeong-Gu, Bucheon-City,  
 Gyeonggi-Do, Korea 421-809

Part No.	203305B	
Rev. Date	2004-04-19	
Rev.	NI0009-CS03	5/5